



INEKO

Institute for Economic and Social Reforms

Transparent, financially healthy and competitive municipalities in Ukraine

Peter Golias

INEKO Director

November 12th, 2015

Project kick-off seminar in Kyiv, Ukraine

About the project

- Title: Transparent, financially healthy and competitive municipalities in Ukraine
- Period: October 15th 2015 – March 15th 2017
- Funded by: Slovak Aid
- Implemented by: INEKO and ICPS
- Goal: To support regional development in Ukraine through know-how transfer of successful projects implemented in Slovakia

Projects to be transferred

1. Open local government – Transparency International Slovakia,
<http://mesta2014.transparency.sk/en>
2. Portal on financial health of Slovak municipalities – INEKO,
<http://municipalities.ineko.sk/>
3. Competitive regions 21 – Business Alliance of Slovakia, <http://www.regiony21.sk/>

Transparent municipalities

- Objective: Developing anti-corruption measures pack for self-governments in Ukraine and monitoring of its implementation
 - Survey and definition of anti-corruption priorities in Ukrainian self-governments (July 2016)
 - Description of the best Slovak practices, e.g. publishing public contracts on internet, public presence at meetings of self-government bodies, public recording of these meetings (August 2016)
 - Developing proposals of anti-corruption measures for Ukrainian self-governments (October 2016)
 - Monitoring of anti-corruption pack implementation rate in 50 biggest Ukrainian towns (December 2016)
 - Publishing the measures and transparency rankings of the biggest municipalities (February 2017)

Twin-project in Slovakia (1/3)

Cities 2010 Regions 2011 Cities 2012 Regions 2013 **Cities 2014** - Regions 2015

Slovak local governments administer more than € 3.5 billion each year. 50 per cent of Slovaks live in 100 largest municipalities. To see how open and transparent these municipalities are towards their tax payers, Transparency International Slovakia (TIS) conducted the Open Local Government 2012 study. During November and December 2012 TIS evaluated information available on local websites, replies provided by municipalities through Freedom of Information requests, as well as anti-corruption measures already in force and created the ranking of the most and least open municipalities in Slovakia.

Did you know that 41 municipalities have video or at least audio records from municipality parliamentary sessions? That's three times more than four years ago.



Twin-project in Slovakia (2/3)



OPEN LOCAL GOVERNMENT

Ranking of transparency in largest 100 slovak cities




SK | EN

Cities 2010	Regions 2011	Cities 2012	Regions 2013	Cities 2014 ▾	Regions 2015									Total	Grade
sort by rank ▾		I	II	III	IV	V	VI	VII	VIII	IX	X	XI			
1.	Martin	100 %	55 %	92 %	21 %	100 %	50 %	26 %	68 %	71 %	100 %	56 %		72 %	A-
2.	Prievidza	88 %	59 %	96 %	32 %	56 %	79 %	63 %	94 %	70 %	100 %	50 %		71 %	A-
3.	Rožňava	83 %	81 %	79 %	47 %	81 %	36 %	47 %	89 %	49 %	67 %	50 %		70 %	B+
4.	Bratislava	74 %	83 %	50 %	37 %	85 %	79 %	66 %	44 %	77 %	100 %	75 %		69 %	B+
5.	Banská Bystrica	100 %	90 %	63 %	68 %	48 %	79 %	43 %	0 %	46 %	100 %	31 %		69 %	B+
6.	Bratislava - Petržalka	85 %	79 %	69 %	37 %	56 %	89 %	35 %	37 %	92 %	67 %	50 %		67 %	B+
7.	Vranov nad Topľou	94 %	62 %	52 %	47 %	56 %	64 %	68 %	72 %	64 %	67 %	50 %		66 %	B+
8.	Šaľa	83 %	86 %	96 %	21 %	56 %	29 %	43 %	44 %	63 %	67 %	88 %		66 %	B+
9.	Smižany	87 %	86 %	30 %	0 %	85 %	39 %	41 %	44 %	70 %	67 %	50 %		62 %	B
10.	Michalovce	90 %	45 %	75 %	16 %	71 %	64 %	38 %	100 %	29 %	67 %	38 %		61 %	B

Twin-project in Slovakia (3/3)

Cities 2010
Regions 2011
Cities 2012
Regions 2013
Cities 2014 ▾
Regions 2015

Martin



2014

Placement: **1**


Total: **72 %**

Grade: **A-**

[City finances 2006-2011 \(Slovak only\)?](#)

[Územný plán mesta UzemnePlany.sk](#)

Compare City vs. Slovakia



Region: Žilinský kraj

Address: Mestský úrad Martin, nám. S. H. Vajanského 1, 036 49 Martin

Mayor: Andrej Hrnčiar (NEKA)

Chief of staff's e-mail address: katarina.katinova@martin.sk, prednosta@martin.sk

Chief auditor's email address: dusan.lassak@martin.sk

Population: 58166

E-mail: mesto@martin.sk, info@martin.sk

Chief of staff: JUDr. Katarína Katinová

Chief auditor: Dušan Laššák

Web: <http://www.martin.sk/>

Category of questions	Answer	Comment	Rating
1. Access to Information Policy <small>Answers of the city in Individual categories will be displayed by clicking [+]</small>			100 %
2. Public Participation Policy <small>Answers of the city in Individual categories will be displayed by clicking [+]</small>			55 %
3. Public Procurement Policy <small>Answers of the city in Individual categories will be displayed by clicking [+]</small>			92 %
4. Public Property Sales and Lease Policy <small>Answers of the city in Individual categories will be displayed by clicking [+]</small>			21 %
5. Budgeting <small>Answers of the city in Individual categories will be displayed by clicking [+]</small>			100 %
6. Grants Policy <small>Answers of the city in Individual categories will be displayed by clicking [+]</small>			50 %
7. Housing and Social Services <small>Answers of the city in Individual categories will be displayed by clicking [+]</small>			22 %
8. Human Resources <small>Answers of the city in Individual categories will be displayed by clicking [+]</small>			68 %
9. Professional Ethics and Conflict of Interests <small>Answers of the city in Individual categories will be displayed by clicking [+]</small>			63 %
10. Land Use Planning and Construction Policy <small>Answers of the city in Individual categories will be displayed by clicking [+]</small>			83 %
11. Municipal Businesses and Investments <small>Answers of the city in Individual categories will be displayed by clicking [+]</small>			56 %

Financially healthy municipalities

- Objective: Developing online portal on financial management of Ukrainian municipalities
 - Data identification and availability (November 2015)
 - Processing assessment methodology of financial management of self-governments (November 2015)
 - Data collection and processing into required form/database (March 2016)
 - Creation of interactive internet portal (May 2016)
 - Publishing the portal and related analyses (June 2016)

Twin-project in Slovakia (1/3)

Financial health of cities and municipalities

More than 890 000 data for more than 2 900 cities and municipalities

Search for a city or municipality



The data is taken from the Ministry of Finance of the Slovak Republic. They are not always data required by the law, and they can differ from the data in the towns' accounting records. We try to detect and correct any potential differences. The data is not an assessment of the effectivity of the town's economy, but of its sustainability.

Twin-project in Slovakia (2/3)

HOME RANKINGS PROFILES MAP COMPARISON 0 Search

2006 2007 2008 2009 2010 2011 2012 2013

Columns

- × Overall financial health

ADD NEW

Area

- × Slovakia

ADD NEW

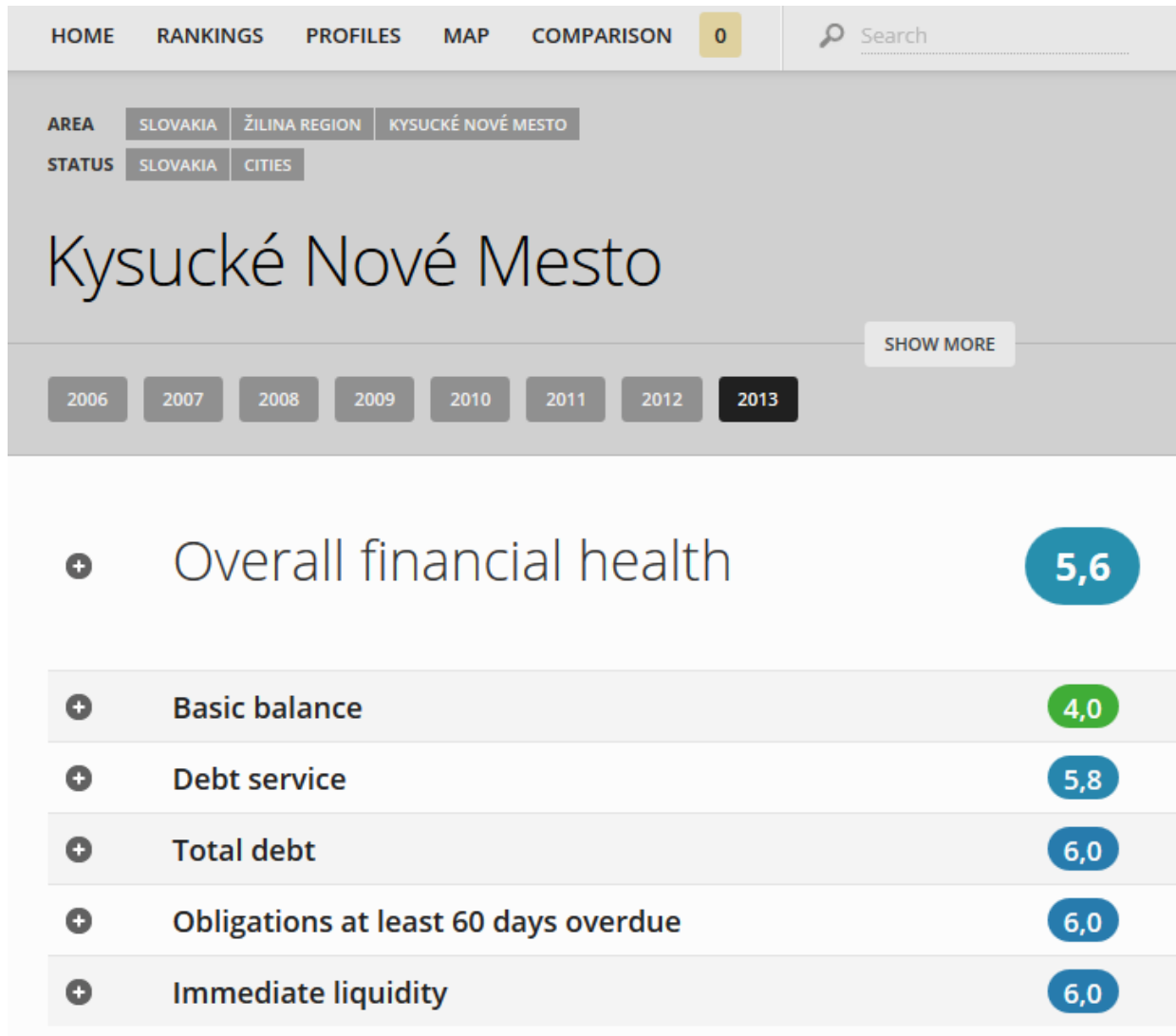
Status

- × City

ADD NEW

	Name	Overall financial health
1	Kysucké Nové Mesto	5,6
2	Strážske	5,5
3	Nová Baňa	5,5
4	Leopoldov	5,4
5	Svätý Jur	5,4
6	Topoľčany	5,4
7	Hlohovec	5,4
8	Modra	5,4
9	Poprad	5,4
10	Sereď	5,4

Twin-project in Slovakia (3/3)



Competitive municipalities

- Objective: Introducing interactive model of Ukrainian regional competitive advantages
 - Data identification and availability – statistical indicators concerning the economic activity, infrastructure, human resources and public administration in Ukrainian regions (November 2015)
 - Developing assessment procedure of region competitiveness (November 2015)
 - Survey among businessmen in regions to obtain soft data (February 2016)
 - Data collection and their processing by mathematic model of region competitiveness, writing a list of competitive advantages and disadvantages of UA regions (August 2016)
 - Publishing the results (November 2016)

Twin-project in Slovakia (1/2)

Podnikateľská aliancia Slovenska



Konkurencieschopné regióny 21

analýza hospodárskych a sociálnych rozdielov medzi okresmi SR

Úvod | Pribeh projektu | Výstupy projektu | Hodnotenie okresov | Metodika | O projekte | Kontakt a médiá

Results of project are now also available in english

Key results of the project, whose main goal is to identify competitive advantages and disadvantages of the business environment in different regions of the Slovak Republic, are now also available in english. View **Publication** summarizing key results or explore an **Interactive model**.

1 2 3 4 5 6 7

Výsledky projektu Konkurencieschopné regióny 21 o podnikaní v okresoch (PDF)



Slovenská republika

	pozícia	skóre	skóre SR
Celkové hodnotenie	-	-	3,43
Subindex Ekonomická aktivita	-	-	3,51
Subindex Verejná správa a legislatíva	-	-	3,32
Subindex Technológie a infraštruktúra	-	-	3,30
Subindex Vzdelávanie a ľudské zdroje	-	-	3,50

stiahnite si PDF súbor s kompletnými výsledkami za všetky okresy

eeagrants **norway grants** 

Tento projekt je spolufinancovaný z Nórskeho finančného mechanizmu a zo štátneho rozpočtu Slovenskej republiky

Aktuality a novinky

- 21.04.10 Zverejnenie databázy 139 ukazovateľov o okresoch SR
- 04.02.10 Najdôležitejšia je kvalita cestnej infraštruktúry (tlačová správa)
- 16.12.09 Prvé výsledky Veľkého prieskumu o podnikaní v regiónoch
- 08.12.09 Žrebovanie výhercov súťaže spojenej s prieskumom
- 04.12.09 Ukončenie Veľkého prieskumu o podnikaní v regiónoch

Archív aktualít

Súčasný stav projektu



Projekt bol ukončený v apríli 2011. Momentálne prebieha dodatočné postupné zverejňovanie čiastkových výsledkov a údajov súvisiacich s priebehom projektu.

Rýchle odkazy

Publikácia Konkurencieschopné regióny 21

Twin-project in Slovakia (2/2)

Business Alliance of Slovakia

Regional Business Environment Index



District ranking | Investment map | Profile | Values and weights of indicators

Regional Business Environment Index | District

District ranking

#	District	Ranking Score	Sub1	Sub2	Sub3	Sub4
	SR	3.43	3.51	3.32	3.30	3.50
1	Bratislava II	4.48	4.95	3.18	4.73	4.46
2	Bratislava I	4.42	4.96	3.01	4.48	4.50
3	Bratislava IV	4.27	4.55	3.02	4.26	4.58
4	Bratislava III	4.14	4.43	3.02	4.20	4.34
5	Bratislava V	4.02	4.07	3.19	4.19	4.25
6	Trnava	4.00	4.14	3.17	4.16	4.13
7	Senec	3.92	3.80	3.31	4.12	4.19
8	Žilina	3.90	4.17	3.20	3.93	3.95
9	Malacky	3.83	3.86	3.26	3.89	4.02
10	Hlohovec	3.78	3.75	3.25	3.94	3.94
11	Košice II	3.77	3.86	3.14	3.92	3.89
12	Trenčín	3.75	3.73	3.13	3.99	3.87
13	Galanta	3.73	3.94	3.48	3.38	3.89
14	Košice I	3.73	3.84	3.12	3.85	3.81
15	Nové Mesto nad Váhom	3.72	3.80	3.31	3.87	3.73
16	Piešťany	3.68	3.86	2.88	3.77	3.79
17	Poprad	3.67	3.89	3.56	3.64	3.51
18	Skalica	3.64	3.84	2.85	3.81	3.70

Investment map (Regional Business Environment Index)

Profile (Slovak republic)

Key indicators

Abbreviation for district name	SR
Population	5,424,925
Area	49,034 km ²
Density of population	111 $\frac{\text{person}}{\text{km}^2}$
Number of workers	2,232,803
Unemployment	12.4 %

Registered unemployment rate [%]

Year	Rate [%]
2001	20.0
2002	19.5
2003	18.5
2004	17.5
2005	16.5
2006	15.5
2007	14.5
2008	13.5
2009	12.5
2010	12.4

Thank you for your attention!